



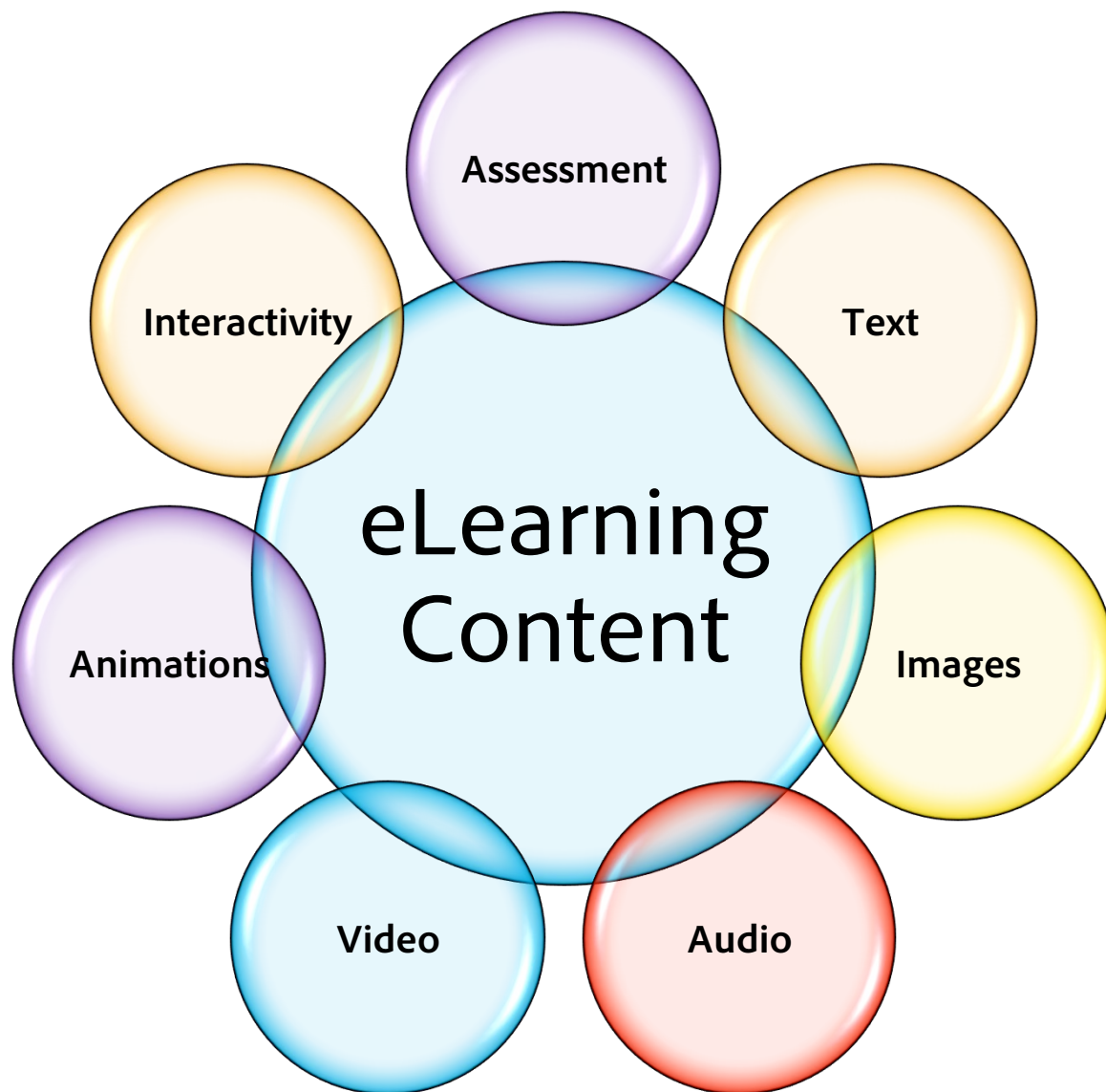
eLearning Dream Team

Upgrade from Adobe® Captivate® to Adobe eLearning Suite 2.5




Key Ingredients of Effective eLearning Content

Key Ingredients of Effective eLearning Content



Magic of Bringing It All Together...

Magic of Bringing it all Together...



Animation created using Flash®.
To edit: Use Adobe Flash Professional CS5.5 in Adobe eLearning Suite 2.5.

Audio created using Adobe Audition®.
To edit: Use Adobe Audition CS5.5 in Adobe eLearning Suite 2.5

Information awareness Mutual Consolidation Inc

A QUIET LITTLE DRINK...

REALLY BUSY. I'M HEADING OUT TO ROME TOMORROW MORNING... IT'S GOING TO GET QUITE BUSY FOR A FEW MONTHS IF THINGS GO WELL.

Take a Wider View

1 of 5

Restart



Video created using Flash®.
To edit: Use Adobe Flash Professional CS5.5 in Adobe eLearning Suite 2.5.



Image created using Photoshop®.
To edit: Use Adobe Photoshop CS5 in Adobe eLearning Suite 2.5.

Widget created using Flash®.
To edit: Use Adobe Flash Professional CS5.5 in Adobe eLearning Suite 2.5.



Adobe eLearning Suite 2.5

Adobe eLearning Suite 2.5



What is Adobe eLearning Suite 2.5?

Adobe Captivate 5.5
Rapid Authoring Tool




Flash Professional CS5.5
Animation and Application
Development Tool



Photoshop CS5 Extended
Image Editing Tool



Audition CS5.5
Audio Editing Tool



Dreamweaver® CS5.5
Web Development Tool



Acrobat® X Pro
PDF Workflow Tool



Adobe Presenter 7
Rapid Authoring Tool
(Available only on the Windows® platform)

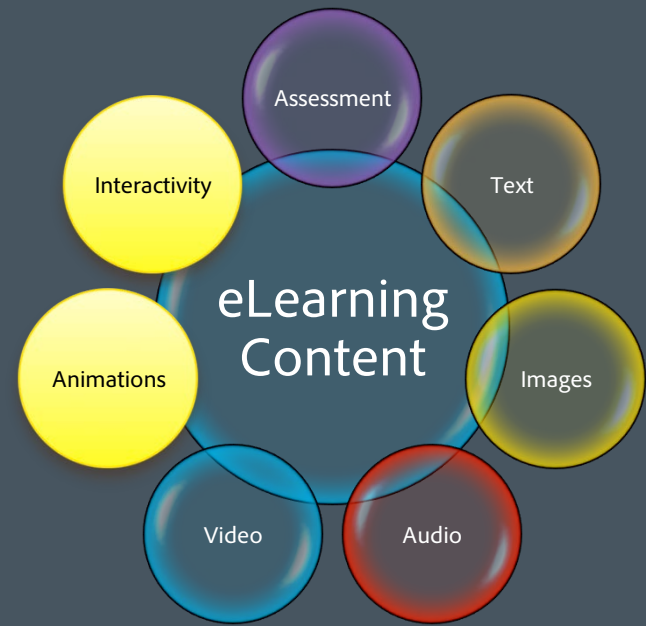


Bridge CS5
Media Management Tool



Device Central CS5.5
Content Development Tool for
Multiple Devices

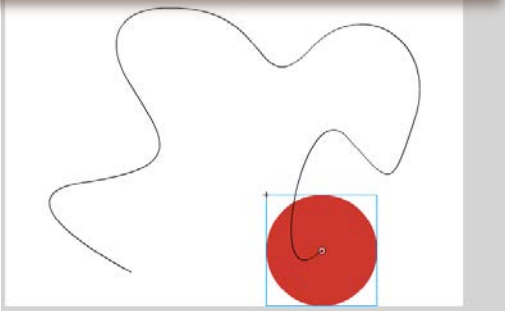
Adobe eLearning Suite 2.5 software is the **complete, integrated toolbox** for creating professional eLearning content. Get the best tools for **application simulation, digital imaging, rich animations, and audio production**. Track SWF, PDF, or HTML-based content **effortlessly, without programming**.



Adobe Flash Professional Animation and Application Development Tool

Why Adobe Flash Professional CS5.5?

Create motion tween effects that can be reused in Adobe Captivate

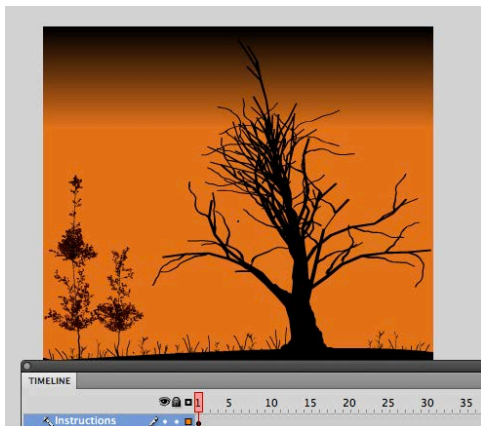


Create cool interactive buttons to be used inside Adobe Captivate

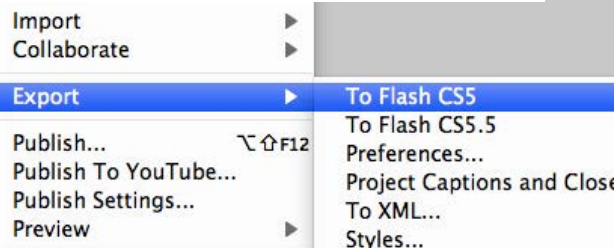


Create illustrated characters to be used as a coach

Create Attractive playbars to be used in Adobe Captivate



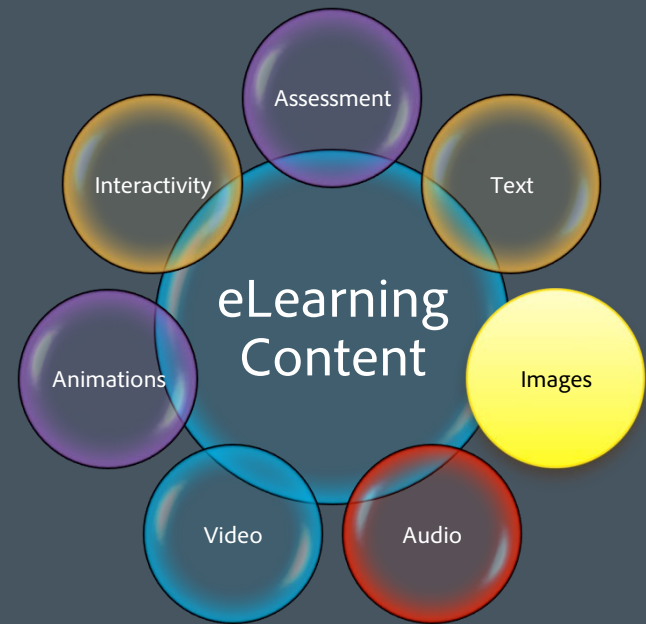
Create animations and educational games to be used in eLearning content



Export Adobe Captivate projects to Flash Professional for enhancement

Create widgets to be used in Adobe Captivate





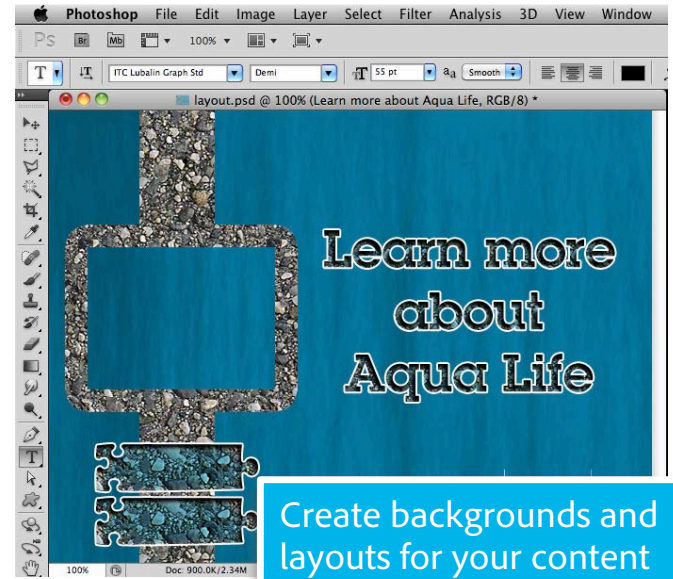
Adobe Photoshop Image Editing Tool

Why Adobe Photoshop CS5 Extended?

Create cool buttons and text caption backgrounds to be used in Adobe Captivate




Create top bar, bottom bar, and other UI elements



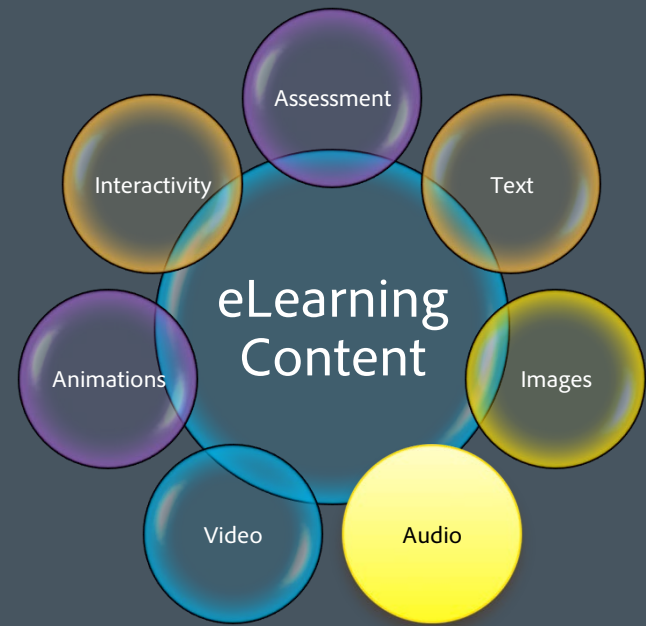
Create backgrounds and layouts for your content



Create collages to be used in Adobe Captivate Content



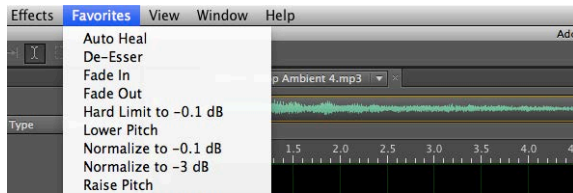
Edit the images through color correction



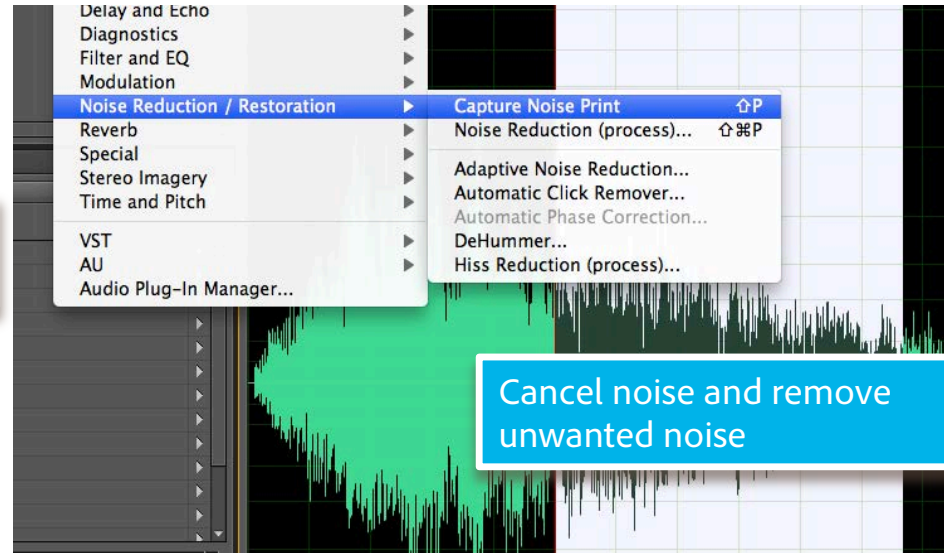
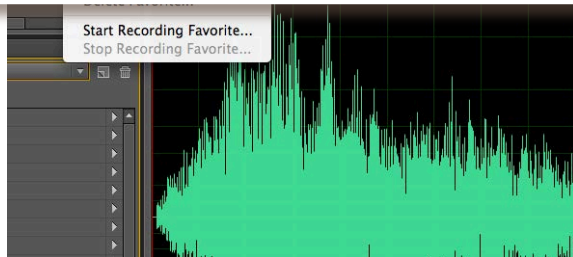
Adobe Audition

Audio Editing Tool

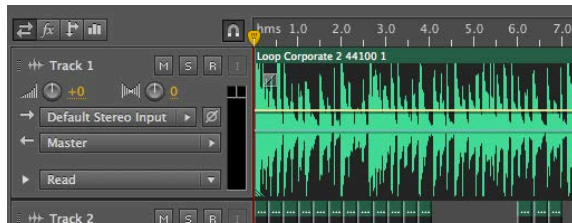
Why Adobe Audition CS5.5?



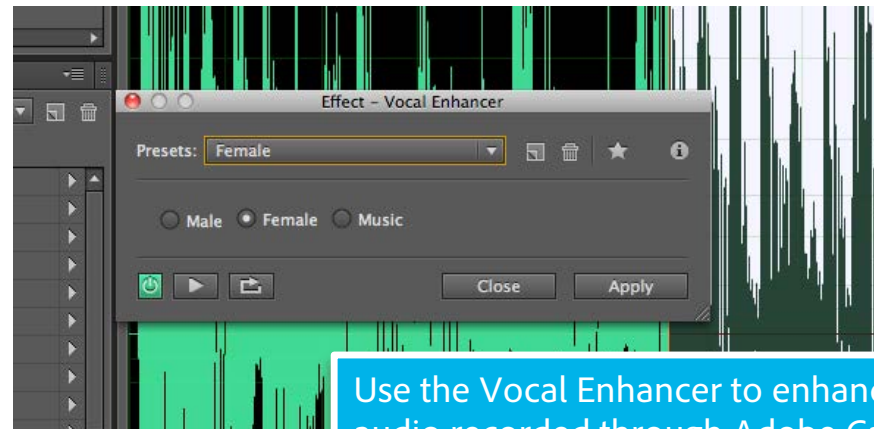
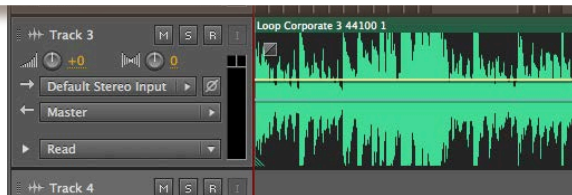
Apply different effects to the narration recorded in Adobe Captivate



Cancel noise and remove unwanted noise



Mix the audio with other audio files through multitrack editing



Use the Vocal Enhancer to enhance the audio recorded through Adobe Captivate

Adobe Acrobat PDF Workflow Tool

Why Adobe Acrobat X Professional?

Adobe Audition CSS5 Technical Guide



Adobe Audition CSS.5 Sound your best



Adobe Audition CSS.5 is a new
available as a component of Adobe
Adobe Creative Suite 5.5
Production Premium
Master Collection

Top reasons to buy Adobe Audition CSS.5

Native Mac support—Record, mix, edit, and master your audio with a powerful cross-platform audio solution. Adobe Audition CSS.5 runs natively on Mac OS X 10.5.8 and 10.6.8, as well as on Windows operating systems.

Improved monitoring and restoration tools. An audio problem? Fix it from the Adaptive Noise Reduction tool to Spectral tools such as the Spectral to the Audio Healing Framework for fixing audio problems visually. Adobe Audition offers powerful features for post-production audio.

Streamlined and expanded editing—Work in Waveform View and Spectral Display on Mac OS or Windows. Edit audio using the traditional Waveform View or the Frequency Based Spectral Display that makes it easy to isolate and remove unwanted noise.

Workshop editing with Adobe Premiere® Pro—Simplify audio for video editing. Free individual clips and multi-track mixes from Adobe Premiere Pro software to Adobe Audition for editing, or send Adobe Premiere Pro sequences with a reference audio to Adobe Audition for complete multi-track creation.

Project exchange with third-party NLEs and popular DAWs— Easily move sessions between Adobe Audition and Aud Pro Tools using built-in OMF import and export functions in Adobe Audition. Share files with third-party NLEs via XML interchange.

Batch processing— Speed up tedious tasks with batch processing. Let Adobe Audition automate operations such as converting the sample rate or file format of multiple files.

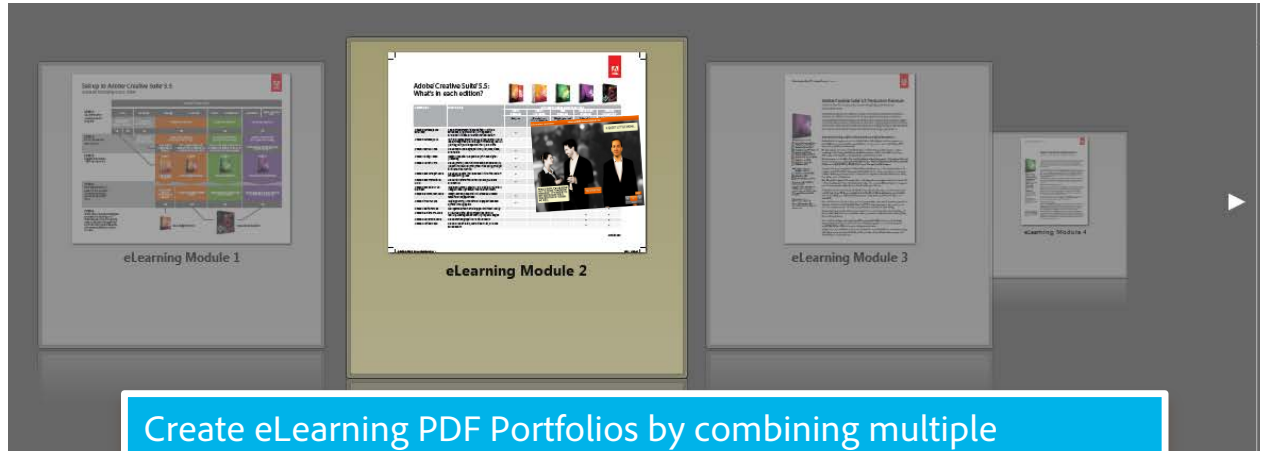
Native 3.2 multichannel support— Edit multichannel files and mix your projects in 3.2 surround. Adobe Audition CSS.5 includes a Surround Processor in the Mixer View, as well as a Surround Reverb effect and Analyze, a multichannel gain processor.

Advanced DSP effects— Improve audio with professional effects and take advantage of the power of VST and the Audio Units support. Fix your production audio, design soundscapes, create ambience, and make your soundtrack match the high quality of your visuals.

Ready-to-use content in Adobe Resource Center™— Use the Resource Center panel in Adobe Audition CSS.5 to access thousands of royalty-free sound effects and other audio content that you can drag and drop directly into your creative projects.

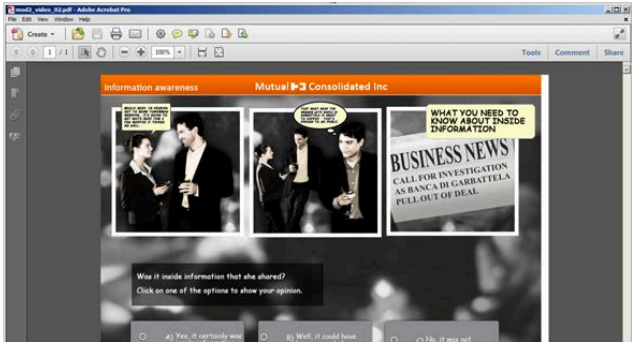
Simplified SMP metadata panel— View and edit SMP metadata using a simplified interface. Support for SMP metadata includes the Broadcast WAV Format (BWF) schema, enabling automated workflows within Adobe Creative Suite Production Premium and other video and TV production systems.

Auto saved XML session files— Save your sessions in the robust, flexible, and nondestructive XML format. Undo unsaved changes with the new History panel. Import Adobe Audition 3 sessions, and then save them in XML.

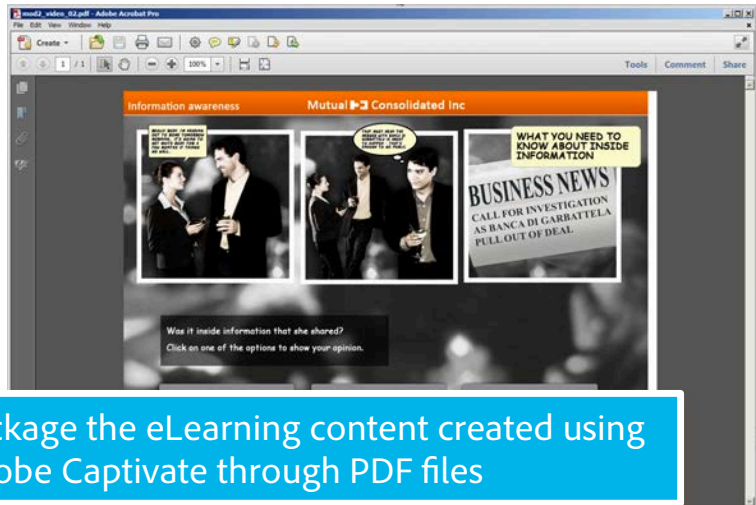


Create eLearning PDF Portfolios by combining multiple eLearning modules created using Adobe Captivate into one document

Create job aids to be distributed



Create SCORM Trackable PDF Documents

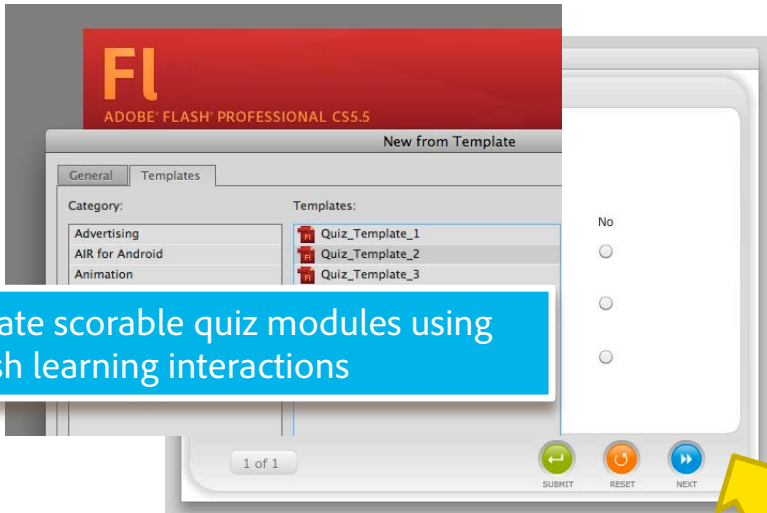


Package the eLearning content created using Adobe Captivate through PDF files

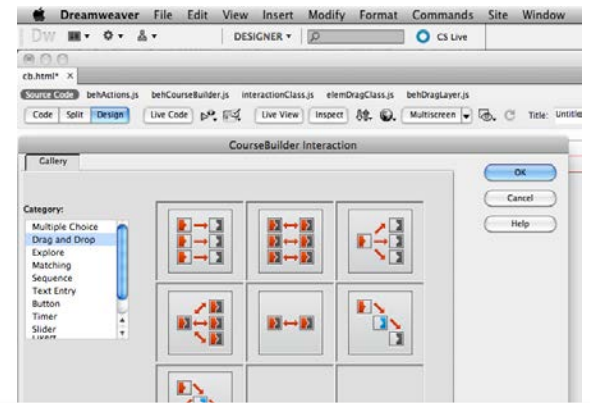
Adobe eLearning Suite 2.5

Exclusive Advantage

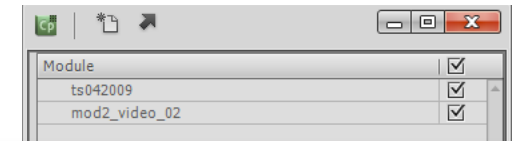

Adobe eLearning Suite 2.5 Advantages



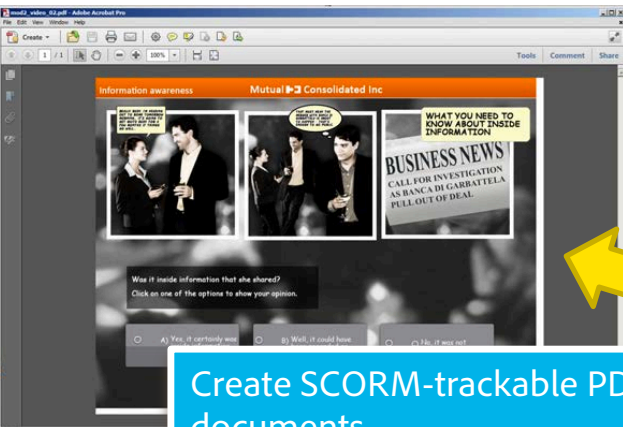
Create scorable quiz modules using Flash learning interactions



Create scorable HTML-based quiz modules using Course Builder extension for Dreamweaver



Combine SCO from Adobe Captivate, PDF file from Adobe Captivate, Flash learning interactions SWF file, and Course Builder SCO into a single course using multi-SCO packager



Create SCORM-trackable PDF documents

Productivity Enhancements through Roundtripping



Roundtripping with Photoshop®:
21% decrease in time taken to complete the task



Roundtripping with Audition®:
34% decrease in time taken to complete the task
(Data for Adobe SoundBooth)



Roundtripping with Flash®:
36% decrease in time taken to complete the task



If you want to read more about this, please click [here](#)



Adobe